

Name: \_\_\_\_\_ Grade: \_\_\_\_\_  
Teacher: \_\_\_\_\_ Date: \_\_\_\_\_






## I'm an expert at Tic Tac Toe!

Imagine you've been hired to make a tips & tricks website for Tic Tac Toe. Create two important **tips** to help players. Use **drawings** to help explain.

Tip 1:

Tip 2:

Take a look at the three boards, showing different opening moves for Tic Tac Toe. Rank how good the move is by writing **great**, **okay** or **poor** on the lines below.



Rank: \_\_\_\_\_

Explain your ranking below each one, by saying **why**:

|

|

Name: \_\_\_\_\_


Grade: \_\_\_\_\_

Teacher: \_\_\_\_\_

Date: \_\_\_\_\_

In all of the games, students told me about playing on the sides or corners. Can you tell me how playing on the sides and/or corners helps in Tic Tac Toe? Using **drawings** and **words**.


This board is a few turns into the game. You're the **Red X** player. **Draw** where you would put your next piece.



**Why** is it a good move? Use words.

Start with the picture above (and your red X move). Can you show me what the board would look like if there were 3 more moves (white O; red X; white O)? Explain.

(show final)



(show in three steps)

